

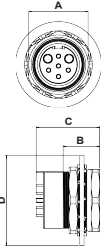
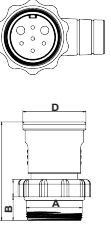


CH Series CH系列

- Solid metal shell construction
- Threaded coupling hard dielectric inserts
- Cost effective for industrial grade application
- Front Key polarization
- Solder contact terminals
- Power & Singal combination arrangement
- QFA (Quality Factory Assembly):
The cable cord is pre-assembled as request

CH4 contacts 接點數及電氣規格：
CH4: 7 pins (2 pins 25A / 250V + 5 pins 3A / 250V)

Series 規格系列	CH4A				CH4L																			
	Box /Mounting (面板座)				Straight Plug (含線成型)																			
Contact	Female Receptacle (母)				Male Plug (公)																			
Connector Style 外型式樣																								
Outer Dimension of Connector 外型尺寸																								
	A	B	C	D	A	B	C	D	A	B	C	D	A	B	C	D	A	B	C	D	A	B	C	D
CH4	28.0	16.3	28.3	40.6	24.0	17.5	42.0	27.0																